



Economic Commission for Latin America and the Caribbean

Zotero Quick Start Guide

Offered by the Hernán Santa Cruz Library and the Mejora Continua Group

1. Open Zotero

Zotero only works with the Firefox browser. In order to use Zotero, first open Firefox  After Zotero is downloaded and installed, click on the Zotero icon  located in the lower right hand corner of your Firefox browser window.

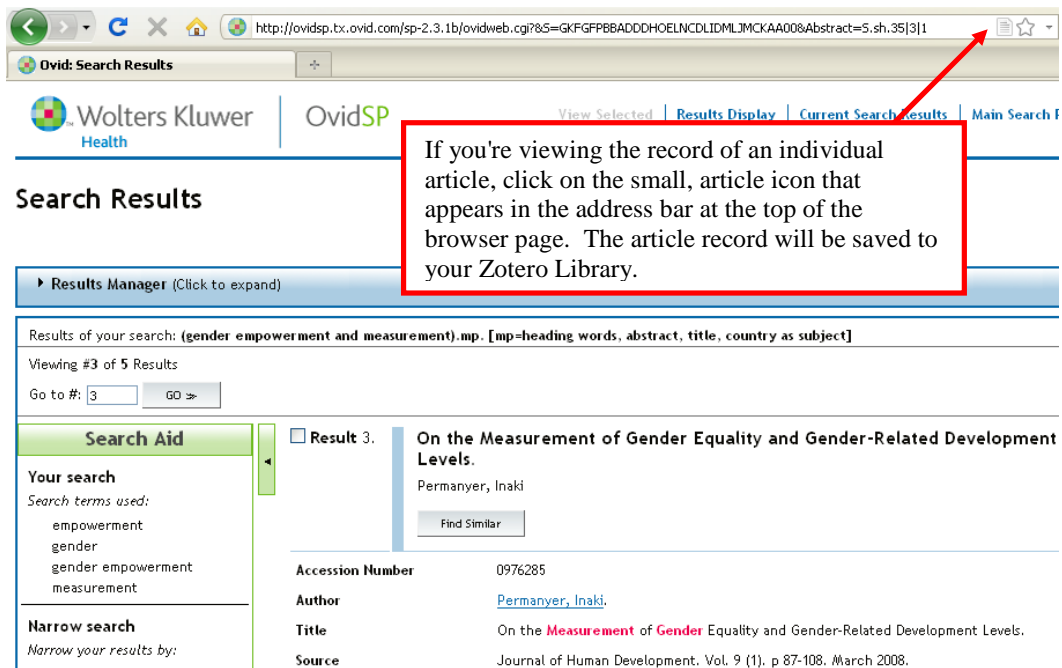
2. Register Your Account

Once you have successfully installed Zotero, you will be prompted to register your account.

Take a few moments to fill out the required fields. Registering your account will allow you to access your library from anywhere, sync, and backup all your attached files.

3. Use Zotero with Library Databases

Zotero will automatically recognize citation information from within ECLAC's library databases (see EconLit example below) and web pages. When Zotero recognizes the information, it places a small icon at the end of the location bar. The icons differ depending on what the item is (book, article, webpage etc.).



http://ovidsp.bx.ovid.com/sp-2.3.1b/ovidweb.cgi?S=GKFGFPBADDH0ELNCDLIDMLJMKCAA00&Abstract=5.sh.35|3|1

Ovid: Search Results

Wolters Kluwer Health | OvidSP

View Selected | Results Display | Current Search Results | Main Search F

Search Results

Results Manager (Click to expand)

Results of your search: (gender empowerment and measurement).mp. [mp=heading words, abstract, title, country as subject]

Viewing #3 of 5 Results

Go to #:

Search Aid

Your search
Search terms used:
empowerment
gender
gender empowerment
measurement

Narrow search
Narrow your results by:

Result 3. **On the Measurement of Gender Equality and Gender-Related Development Levels.**
Permanyer, Inaki

Accession Number 0976285
Author [Permanyer, Inaki](#)
Title On the **Measurement** of Gender Equality and Gender-Related Development Levels.
Source Journal of Human Development. Vol. 9 (1), p 87-108. March 2008.

4. Use Zotero with Websites

http://www.eclac.org/cgi-bin/getProd.asp?xml=/prensa/noticias/comunicados/9/39849/P39849.xml&xs=/prensa/tpl/p6f.xsl&base=...

desastres...

NACIONES UNIDAS
CEPAL

Acerca de la CEPAL
Secretaría Ejecutiva
Centro de Prensa
Análisis e Investigaciones
Cooperación
Divisiones
Subsedes y oficinas
Información estadística
Capacitación
Publicaciones
Biblioteca
Software y sistemas
Calendario de actividades
Enlaces

Portada | Lo nuevo

Servicios de Información
Comunicado de prensa

Causados por recientes huracanes y erupciones:
CEPAL inicia evaluación de desastres naturales en El Salvador y Guatemala
Utilizando la metodología desarrollada por la institución, se evaluará el impacto de la tormenta Agatha y la erupción del volcán Pacaya.

Imágenes
Contacto
Enlaces relacionados
Otros idiomas
Enviar por email
Imprimir esta página
Compartir esta página

Comunicado

(14 de junio, 2010) La Comisión Económica para América Latina y el Caribe (CEPAL), bajo la dirección de los Gobiernos de El Salvador y Guatemala y en conjunto con otras agencias de las

To save website information, click on the small, article icon that appears in the address bar at the top of the browser page. Information about the website, including a Snapshot and URL will be saved to your Zotero Library.

5. Use Zotero for Books in the Library Catalog

http://biblioteca.cepal.org/search~50?/++ftlist/1%2C1%2C1%2CB/frameset~1139016*bib18%2C1%2C1%2CB1/mode=...

Biblioteca CEPAL-Catalogo / ECLA...

RECORD: Next

Title El Estado y la gobernanza del desarrollo
Publisher Ginebra : [s.n.], 2009

Description xvii; 194 p. : il., gráfs., tabs.
Series [Los Países Menos Adelantados. Informe](#)
Notes Incluye Bibliografía
UN Symbol [\[TD/JUNCTAD/LDC/2009\]](#)
Subject [ECONOMIC DEVELOPMENT](#)
[DEVELOPMENT POLICY](#)
[GOVERNANCE](#)
[MACROECONOMICS](#)
[AGRICULTURAL POLICY](#)

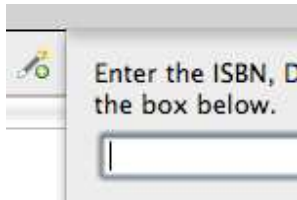
Item Type: Book
Title: El Estado Y La Gobernanza Del Desarrollo
Author: UNCTAD
Abstract:
Series: Los Países Menos Adelantados. Informe
Series Number:
Volume:
of Volumes:
Edition:
Place: Ginebra
Publisher: s.n.
Date: 2009
of Pages: 194
Language:
ISBN: 9789213123560

To save book information, click on the small book icon that appears in your address bar.

Note: This automatic function does not work for articles indexed in the ECLAC Library catalog.


The citation information will automatically fill in the right hand column.

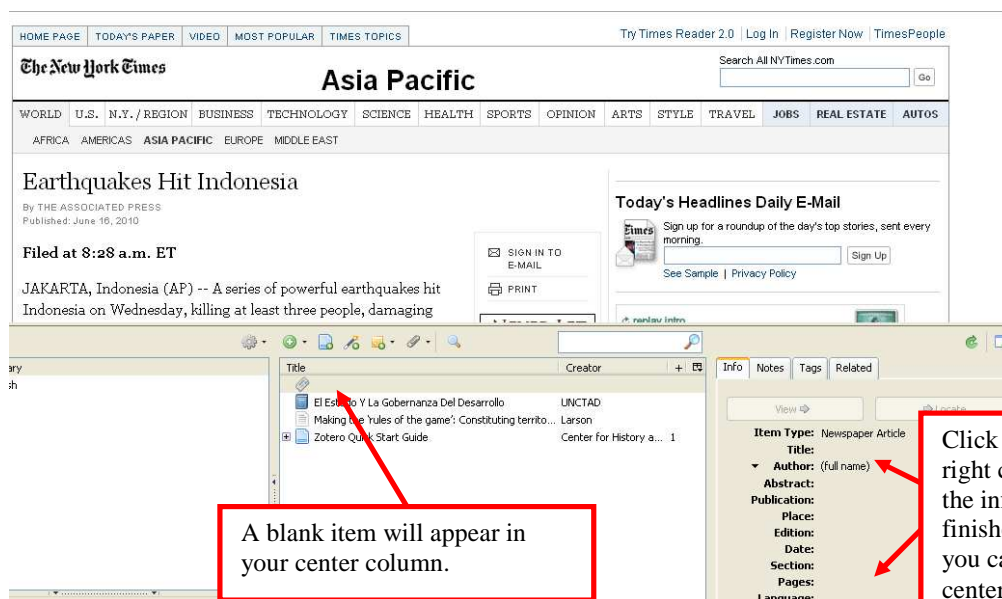
6. Add Item by Identifier



Zotero can add items automatically using ISBN number, Digital Object Identifier (DOI) or PubMed ID. This is done by clicking the Add Item by Identifier button in the Zotero toolbar, typing in the ID number and clicking OK.

7. Manually Add a Record to Your Zotero Library

To manually add a record to your Zotero Library, click on the green plus icon located in  the center column. Select the type of item you want to create from the drop down menu. (book, journal article, etc.) Click on More at the bottom of the menu to view more item types.

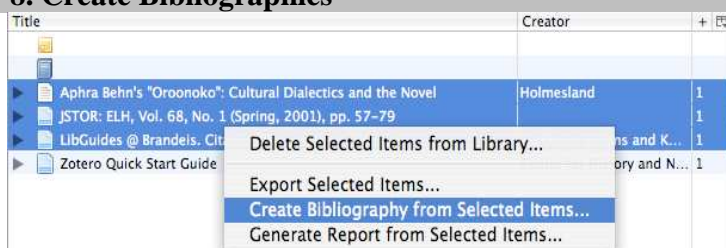


A blank item will appear in your center column.

Click on any of the fields in the right column and manually enter the information. When you have finished entering the information you can drag attachments to the center column.

8. Create Bibliographies

Select the references or collections you want to include. Hold the control key and click to select multiple items. Right click one of the selected items and choose Create Bibliography.



Title	Creator	
Aphra Behn's "Oroonoko": Cultural Dialectics and the Novel	Holmesland	1
JSTOR: ELH, Vol. 68, No. 1 (Spring, 2001), pp. 57-79		1
LibGuides @ Brandeis. Cit...	ms and K...	1
Zotero Quick Start Guide	ory and N...	1

- Delete Selected Items from Library...
- Export Selected Items...
- Create Bibliography from Selected Items...
- Generate Report from Selected Items...

9. Word Processing Plugins

Zotero offers word processing plugins for Word and OpenOffice. The plugin adds a Zotero toolbar to your word processor that allows you to add citations to your document while you write.

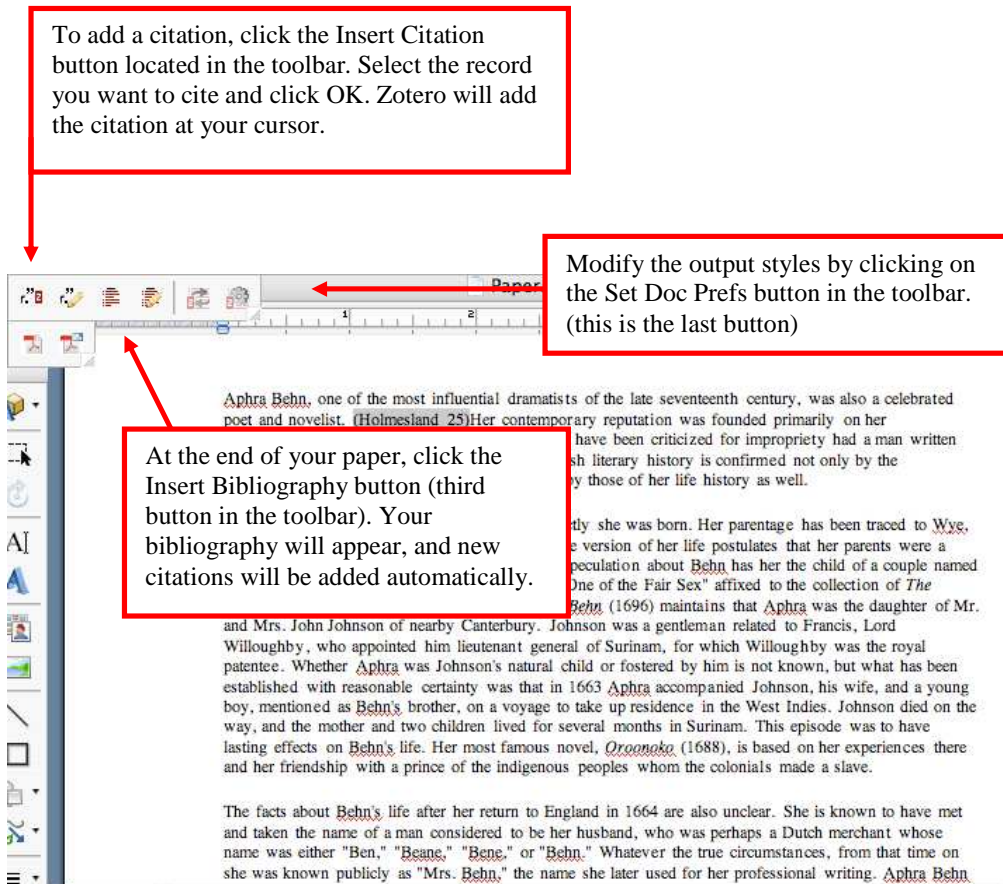
To download the plugins, go to:

http://www.zotero.org/support/word_processor_plugin_installation

To add a citation, click the Insert Citation button located in the toolbar. Select the record you want to cite and click OK. Zotero will add the citation at your cursor.

Modify the output styles by clicking on the Set Doc Prefs button in the toolbar. (this is the last button)

At the end of your paper, click the Insert Bibliography button (third button in the toolbar). Your bibliography will appear, and new citations will be added automatically.



Get More Help

Zotero Support: <http://www.zotero.org/support/>

Or contact Amelia Craig, Librarian, Hernán Santa Cruz Library
Amelia.CRAIG@cepal.org x2147

Last updated 8-Jul-10